

Introducing the all new
Catalina 445



Catalina // Yachts

This all-new design from Catalina incorporates crisp, contemporary styling with proportions and features that make Catalina's comfortable and secure underway and on the hook.

Based on a totally new hull design with a long waterline and moderate beam and freeboard, the 445 will have excellent performance potential. The hull form is optimized to provide the gentle, predictable motion underway, which is so appreciated in other Catalina models.

The deck is strikingly handsome with a low profile cabin structure, twin helm stations and a roomy cockpit with tall, secure comfortable coamings and a cockpit table that seats 4-6. The deck is finished with a traditional diamond-patterned non-skid.

The accommodations are designed for live-aboard comfort. The owner's cabin is forward for privacy and optional ventilation. Private head access from the forward cabin along with a electric head and separate shower complete the forward cabin arrangement. The guest cabin is aft with a large comfortable double berth, angled for easy access and greater headroom. Adequate cabinets in both cabins will house all of your gear.

This new design incorporates an innovative cabin on the port side. This cabin is a flexible space can easily be converted to whatever your cruising style dictates at the time-sleeping quarters, storage, or a work room with a bench.

The galley has unique storage lockers that will easily hold can goods, bottles and assorted pots and pans in swing out cabinet. A separate pantry located under the stairwell houses additional pantry items. A large refrigerator is standard with a optional locker/freezer.

The interior is constructed of teak and teak veneers, hand finished with a durable clear varnishes, highlighting the natural beauty of the fine teak wood. Solid teak louvered cabinet doors as well as solid teak doors highlight the interior.

All systems are engineered for accessibility and reliability, following the recommendations and standards of ABYC and IMCI.

SPRING 2009 Début
Strictly Sail Oakland April 15-19

445

The Portside Aft Cabin is a flexible space, designed to be easily converted to the configuration your cruising needs require at the moment without tools or additional parts. The cabin is nicely finished and can be configured as a guest cabin with either a double berth or upper and lower singles, when not needed for guests it can be converted to a locker with work bench and storage bins.

A washer/dryer is an available option. The dryer is vented through the deck for maximum efficiency.

The galley is optimized for convenience and use at sea. Special attention has been paid to storage, such as the pantry with vinyl coated wire racks and special lockers for canned goods, bottles and cookware.

There is easily accessible storage below the main cabin seating.

The waste holding tank is drained by gravity overboard or through a deck pump-out.

The engine is located below the hinged companionway stairs. This provides easy access to fuel, water filters and all engine service points.

The dining table folds to cocktail size and opens for dining. It also lowers to form an extra double berth.

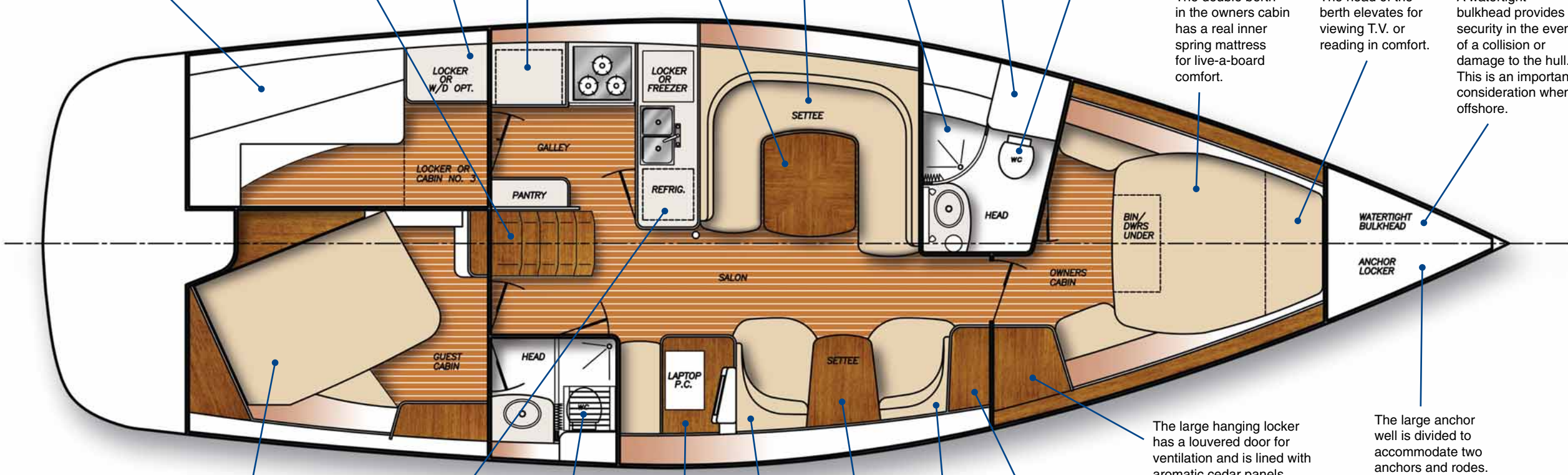
The large stall shower has a seat and single lever control and telephone type shower head.

Electric macerating heads are standard. This head uses very little water per flush allowing longer intervals between pump-outs.

The double berth in the owners cabin has a real inner spring mattress for live-a-board comfort.

The head of the berth elevates for viewing T.V. or reading in comfort.

A watertight bulkhead provides security in the event of a collision or damage to the hull. This is an important consideration when offshore.



The aft cabin is comfortable for guests, it has a double "berth" with an inner spring mattress, the berth is angled for increased headroom and ventilation.

There is a front opening refrig/freezer and an additional insulated top loading compartment that can be used as a freezer or a second refrigerator.

The aft Head is the guest and day head. The toilet area is also the shower area with a flip down seat.

The forward facing chart table is preferred by experienced navigators. The table is designed to accommodate a P.C. Below are drawers and a file drawer for the ships papers.

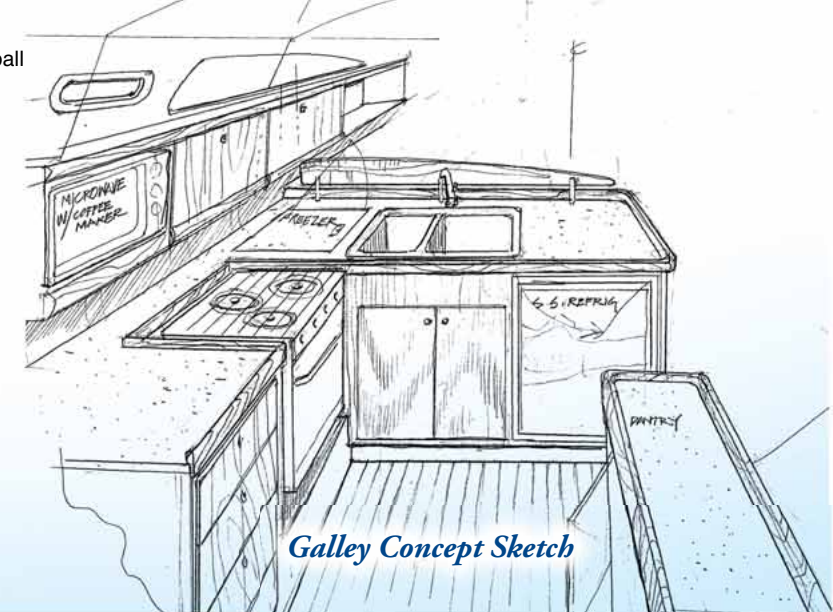
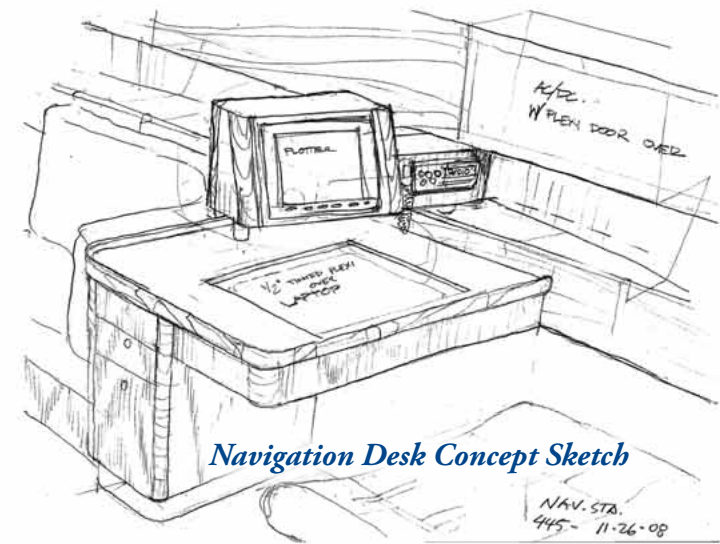
The starboard dinette table lowers to form a berth or settee, all necessary cushions are provided.

The two starboard side seats are deep and contoured for comfort. There are large drawers below.

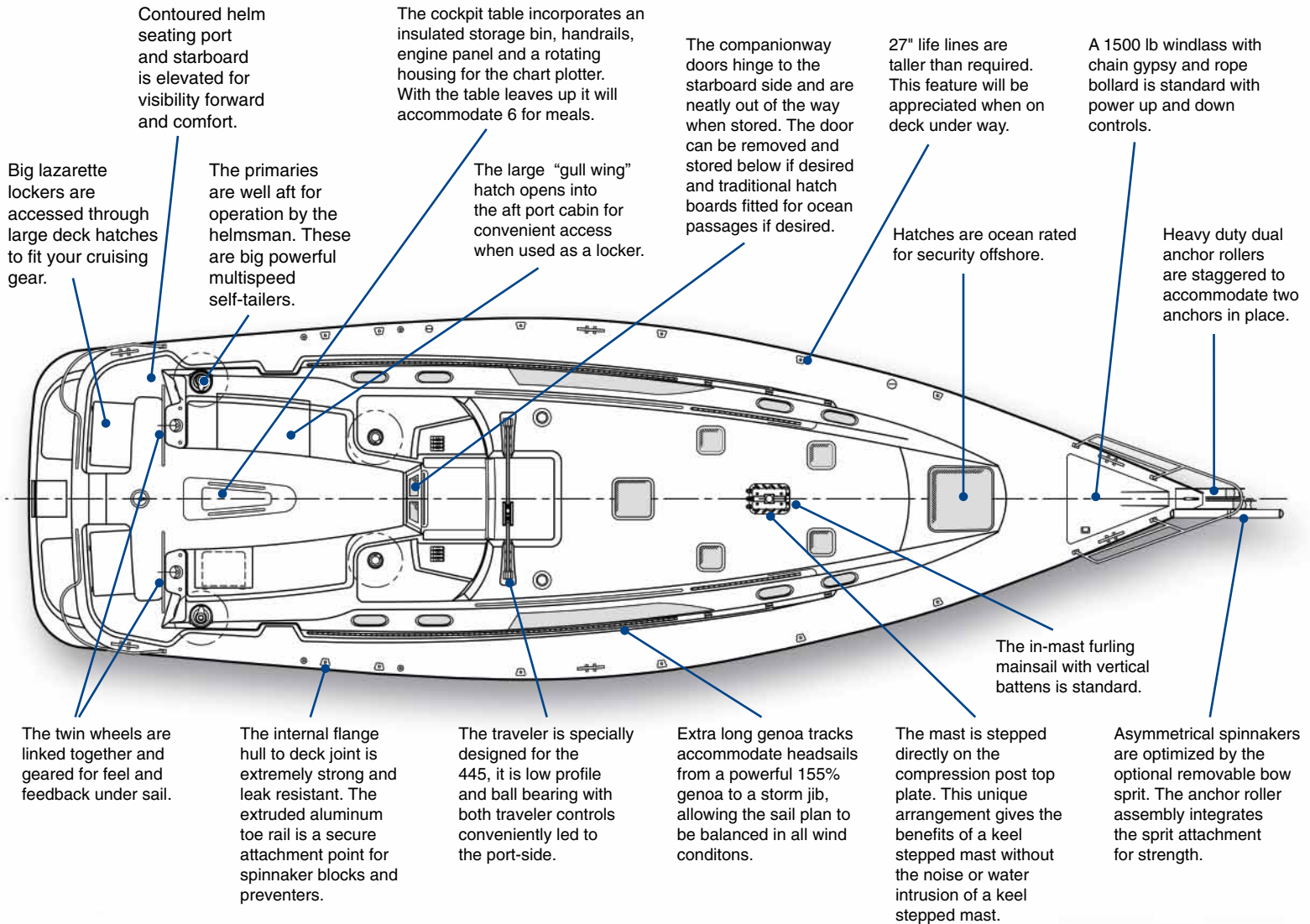
The end-table has three drawers "on ball bearing" guides.

The large hanging locker has a louvered door for ventilation and is lined with aromatic cedar panels.

The large anchor well is divided to accommodate two anchors and rodes.



Catalina 445



This brochure presents the concept of the new Catalina 445. All images, specifications, dimensions and features are preliminary and may not necessarily represent the production 445.

445 Preliminary Specifications

Length Overall	13.50 m	44' - 5"	Engine and Controls		
Length of Hull	13.15 m	43' - 3"	Yanmar 4JH2-DTBE Diesel	40.0 kw	54 HP
Length of Waterline	11.65 m	38' - 4"	Twin Pedestal Steering with 32" stainless wheel. Single lever engine controls.		
Beam	4.13 m	13' - 7"	Total Water Capacity	687.9 ltr	182 gal
Mast Height Above Waterline	19.40 m	63' - 10"	Fuel Capacity	248.8 ltr	66 gal
Draft			Holding Tank Capacity	204.04 ltr	54 gal
	Fin Keel	2.10 m	6' - 11"	Sail Area	
	Wing Keel	1.47 m	4' - 11"	100% Foretriangle	79.52 m ² 856 sq. ft.
Ballast	Fin Keel	3,261 kg	7,200 lbs	Standard 135% Genoa	93.09 m ² 1002 sq. ft.
	Wing Keel	3,624 kg	8,000 lbs		
Designed Weight	Fin Keel	9,060 kg	20,000 lbs	All specifications are approximate and subject to change without notice. Actual equipment also subject to change without notice.	
	Wing Keel	9,422 kg	20,800 lbs		



member: **ABYC**
Setting the Standards for Safer Boating

member: **NMMA**
Certified National Marine
Manufacturers Association

Catalina Yachts

BUILDERS OF CATALINA AND MORGAN SAILING YACHTS

21200 Victory Blvd., Woodland Hills, CA 91367
(818) 884-7700 • FAX (818) 884-3810

7200 Bryan Dairy Rd., Largo, FL 33777
(727) 544-6681 • FAX (727) 546-7303

E-mail: catalina@catalinayachts.com

CatalinaYachts.com